

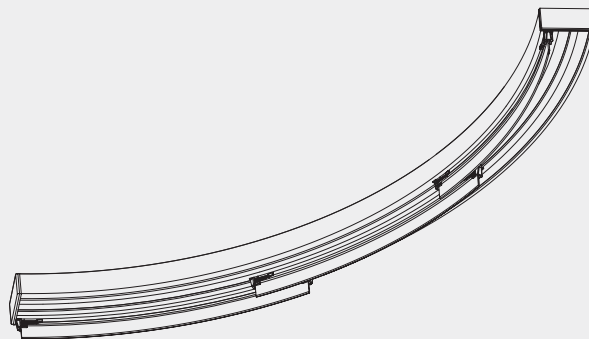
Sliding Panel Systems





Curved Panel Glide System

Silent Gliss® 2730 Flex



Product Information

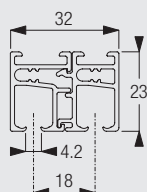
- Innovative Panel Glide System that can be curved
- A truly unique system of two or more sliding panels for use as a window or wall dressing, or room divider
- Can be bent to a minimum radius of 15cm
- Flexible carriers allow for smooth and silent operation
- Hand operated
- Panels can be easily removed for cleaning or to change decor
- Delivered ready assembled
- Wide selection of Silent Gliss fabrics available for this system



2730

Profile and Bending and Specification Information

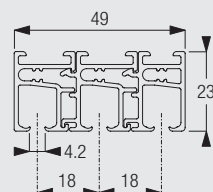
2 channel profile



10132



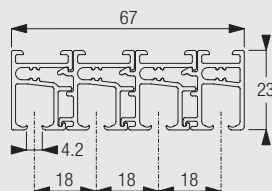
3 channel profile



10133



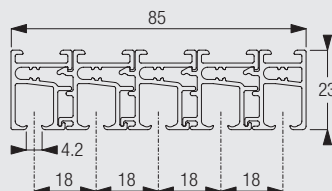
4 channel profile



10134



5 channel profile



10135

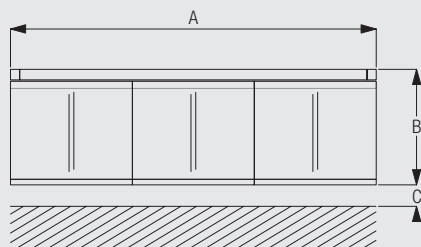


Specification Guide - download from www.silentgliss.co.uk (password required). Silent Gliss 2730 Flex system complete and assembled comprising tracks 10132/10133/10134/10135 as necessary with carrier 10180, bottom weight 10233 and all necessary fittings to provide a fully working panel flex systemm o/a drop arranged to stack right hand single/left hand single/pair/centre stack, hand operated with fabric Detail specification to be agreed between architect/interior designer/contractor and Silent Gliss Ltd.

How to Measure & Panel Dimensions



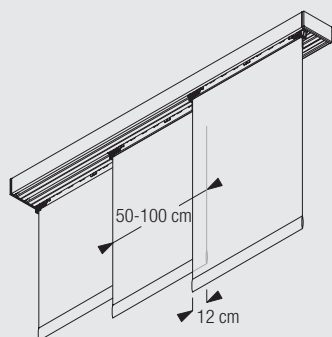
2730



A: System width
B: System height
C: Distance between panel and floor: 15mm

$B + C = \text{Total floor to ceiling drop}$

Dimension of Panels



Panels are suspended from flexible carrier 10180 in the profile channel. The width of the fabric panel can be varied but is normally between 50-100cm. The overlap of 12cm is fixed.

Panels should not exceed 2kg per metre including bottom bars.

Note: the minimum stack size on a single stack will be the width of one panel. For pair stack it will be width of one panel on each side.

System Dimensions



unlimited
(unconnected panels)
6m (connected panels)



3m



max. 200g per roller
glider (incl. weight bar)

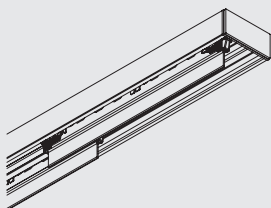
The system dimension depends mainly on the operation method and the fabric weight.

For hand operated (unconnected panels), the system length is unlimited.

The maximum drop of the system should not exceed 3m.

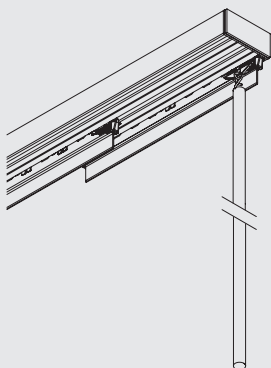
Operating Methods & Stacking Variations

Hand operated (unconnected panels)




Draw rods optional.

Hand operated by draw rod (connected panels)



Single stack right or left (open / closed)



Centre stack (open / closed)



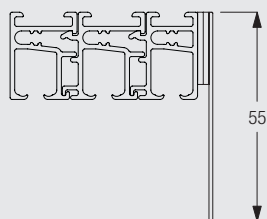
Pair stack (open / closed)



2730

Other variations are possible. Same splitting for curved profiles.

Fascia option

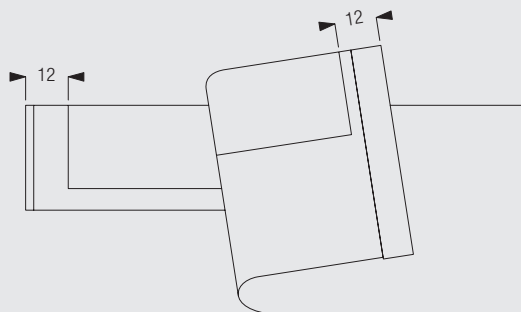


The fascia option allows you to cover the profile and workings of the system in an elegant way.

The fascia components are:

- 10399 Fascia
- 10398 Magnetic tape for fascia
- 10396 End cap for fascia

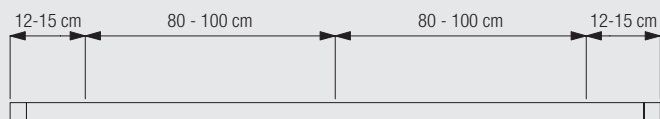
Fascia height is 55mm.



Distance from magnetic tape 10398 to the end of profile / fascia is 12mm.

Fitting Information

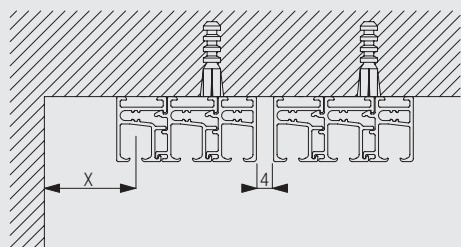
Bracket positioning



2730

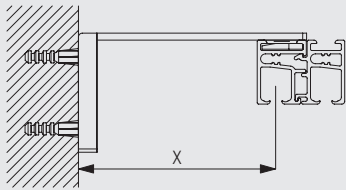
Fitting Options

Ceiling fix with screw

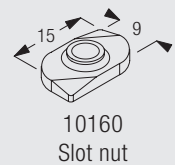
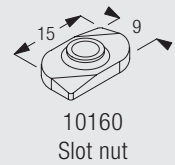
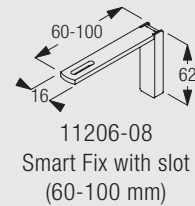


X = depending on room conditions

Wall fitting with Smart Fix with slot 11206-11208 and slot nut

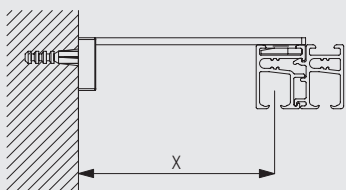


	X (mm) (10132)	X (mm) (10133)	X (mm) (10134)	X (mm) (10135)
11206	50	32	-	-
11207	70	52	34	-
11208	90	72	44	36

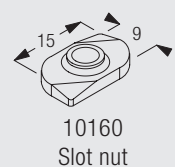
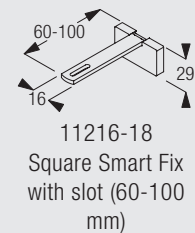


When profile 10134 is used, bracket 11206 is not applicable.
When profile 10135 is used, brackets 11206 and 11207 are not applicable.
Brackets feature slot for screw SG 10395 (M4x6) for fixing slot nut SG 10160.

Wall fitting with Square Smart Fix with slot 11216-11218 and slot nut



	X (mm) (10132)	X (mm) (10133)	X (mm) (10134)	X (mm) (10135)
11216	50	32	-	-
11217	70	52	34	-
11218	90	72	44	on request



When profile 10134 is used, bracket 11216 is not applicable.
When profile 10135 is used, brackets 11216 and 11217 are not applicable.
Brackets feature slot for screw SG 10395 (M4x6) for fixing slot nut SG 10160.







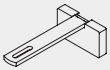
Standard Accessories



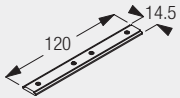
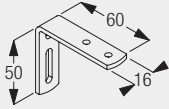
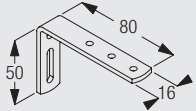
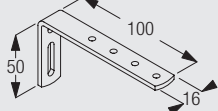
10076	Fabric weight		10132	Profile (2 channel)	
10133	Profile (3 channel)		10134	Profile (4 channel)	
10135	Profile (5 channel)		10156	End stop (with screw)	
10162	Cover (for 2 channel profile)		10163	Cover (for 3 channel profile)	
10164	Cover (for 4 channel profile)		10165	Cover (for 5 channel profile)	
10167	Clip left		10168	Clip right	
10179	Profile		10180	Flexible carrier	
10196	Eylet for draw rod		10200	Roller	

10233	Lead weight 100 gr/m		10234	Fabric weight glass	
10237	Clip holder with roller		10239	Angle left with roller	
10241	Angle right with roller		10243	Angle (with screw)	
10244	Slider		10430	Draw rod with hook, 50cm	
10431	Draw rod with hook, 75cm		10432	Draw rod with hook, 100cm	
10433	Draw rod with hook, 125cm		10434	Draw rod with hook, 150cm	

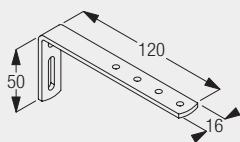
Optional Accessories

10160	Slot nut		10177	Connection bridge	
10281	Screw		10396	End cap for fascia	
10396	End cap for fascia		10398	Magnetic tape for fascia, 19mm	
10399	Fascia		11206	Smart Fix, 60 mm with slot set	
11207	Smart Fix, 80 mm with slot set		11208	Smart Fix, 100 mm with slot set	
11216	Square Smart Fix, 60 mm with slot set		11217	Square Smart Fix, 80 mm with slot set	
11218	Square Smart Fix, 100 mm with slot set				

Useful Measures

10177	Connection bridge		10269	Wall bracket (60mm)	
10270	Wall bracket (80mm)		10271	Wall bracket (100mm)	

10272 Wall bracket (120mm)



2730



2730



2730

www.silentgliss.co.uk

www.silentglissglobal.com

Silent Gliss Ltd
Pyramid Business Park
Poorhole Lane
Broadstairs
Kent
CT10 2PT
Great Britain

Tel: +44 (0) 1843 863571
Fax: +44 (0) 1843 864503
info@silentgliss.co.uk

Silent Gliss Global Ltd
Pyramid Business Park
Poorhole Lane
Broadstairs
Kent
CT10 2PT
Great Britain

Tel: +44 (0) 1843 874250
Fax: +44 (0) 1843 874457
info@silentglissglobal.com