

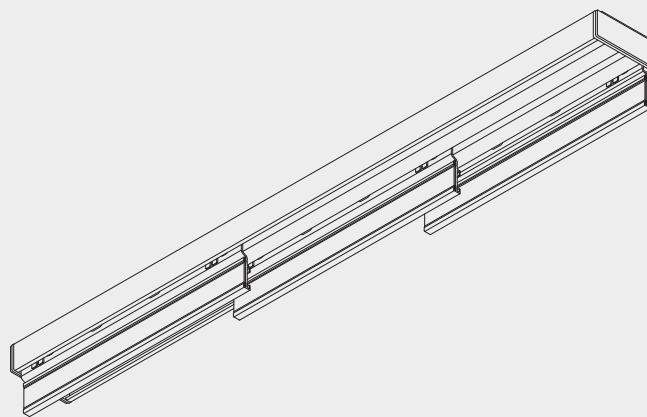
Sliding Panel Systems





Panel Glide System

Silent Gliss® 2700



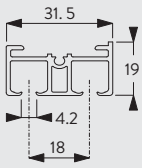
Product Information

- Decorative Panel Glide System for residential and contract applications
- A unique system of two or more sliding panels for use as a window treatment, wall dressing or as a room divider
- Quiet and smooth operation
- A wide range of fabrics available
- Single, centre, pair stack or unconnected
- Operating Methods: hand, cord or electric
- Easy ceiling or wall fix to all surfaces
- The system cannot be bent
- Panels can be easily removed for cleaning or to change decor
- Choice of carriers: aluminium or transparent. Both available with rollers or as click-in option
- Delivered ready assembled

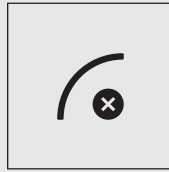
2700

Profile , Bending and Specification Information

2 Channel Profile

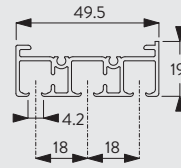


10122

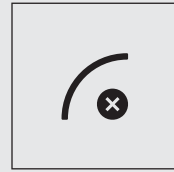


Cannot be bent.

3 Channel Profile

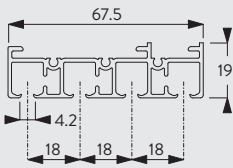


10123




Cannot be bent.

4 Channel Profile

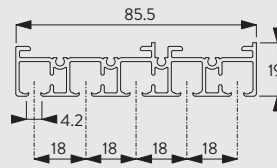


10124




Cannot be bent.

5 Channel Profile



10125



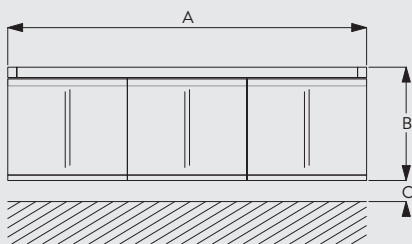
Cannot be bent.

Each system is built up from the four different profiles available.
Cord operated systems must incorporate profile 10123, 10124 or 10125.

Specification Guide - download from www.silentgliss.co.uk (password required).

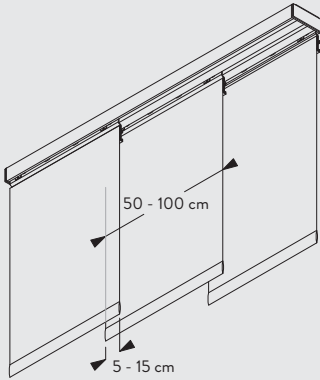
Silent Gliss 2700 Panel Glide system complete and assembled comprising tracks 10122/10123/10124/10125 as necessary with carriers 10230/10250, bottom weight 2006 and all necessary fittings to provide a fully working panel systemm o/a drop arranged to stack right hand single/left hand single/pair/centre stack, cord/hand/electrically operated with fabric Detail specification to be agreed between architect/interior designer/contractor and Silent Gliss Ltd.

How to Measure & Panel Dimensions



A: System width
B: System height
C: Distance between panel and floor 15mm
 $B + C = \text{Total floor to ceiling drop}$

Dimensions of panels

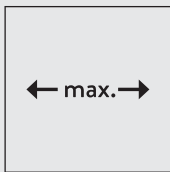


Panels are suspended from aluminium carrier 10230 or transparent carrier 10250 in the profile channel (bonded with Velcro tape). The width of the fabric panel can be varied but is normally between 50-100cm for flexibility. An overlap of 5cm to 15cm is needed.

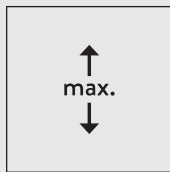
Panels should not exceed 2kg per metre including bottom bars.

Note: the minimum stack size on a single stack will be the width of one panel. For pair stack it will be width of one panel on each side.

System Dimensions



Unlimited for hand operated (unconnected panels)



4m



max. 200g per roller glider (incl. weight bar)

The maximum system width depends mainly on the operation method and the overall fabric weight.

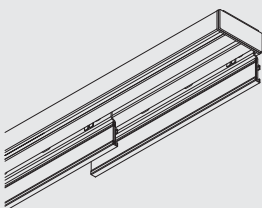
For hand operated (unconnected panels), the system length is unlimited. Hand operated with draw rod (connected panels) or cord operated systems (connected panels) should not exceed a total system length of 6m.

The maximum drop of the system should not exceed 4m.

Operating Methods, Stacking Variations & Profile Combinations

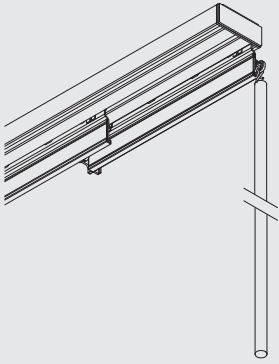
2700

Hand operated (unconnected panels)

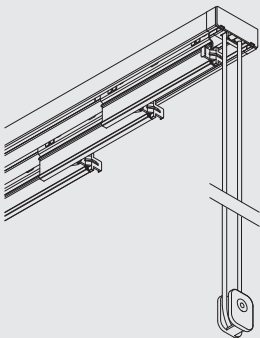


Draw rods optional.

Hand operated by draw rod (connected panels)

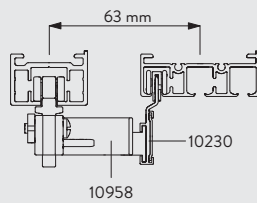
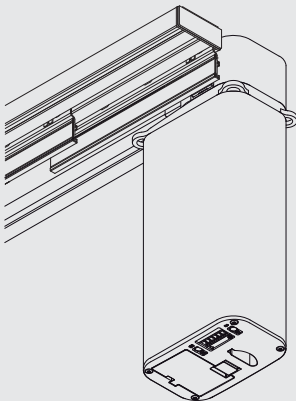


Cord operated (connected panels)



Supplied with cord retainer 0998.

Electrically operated (with system 5600)




To motorise the Silent Gliss 2700 Panel System it is necessary to combine it with the Silent Gliss 5600 Electric curtain track system. Various control options exist - fixed switch, radio remote control and Smart motors for integration with home control systems

For single stack systems use the carrier 10958.
For pair stack systems use carriers 10958 and 10959.

For further details please refer to the Electric Tracks section of this catalogue.

Single stack right or left (open/closed)



Centre stack (open/closed)



Other variations are possible.

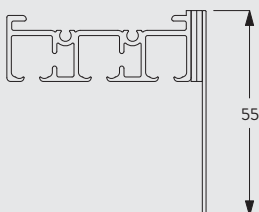
Pair stack (open/closed)



Other variations are possible.

Various profile combinations available to suit customer requirements. Important: Distance between all profiles = 4mm

Fascia option

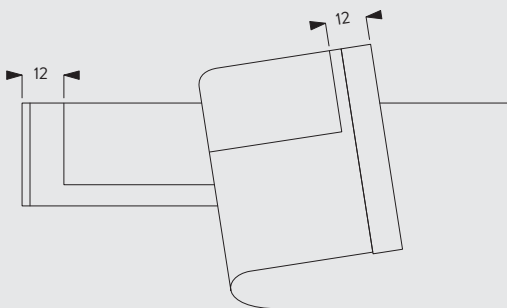


The fascia option allows you to cover the profile and workings of the system in an elegant way.

The fascia components are:

- 10399 Fascia
- 10398 Magnetic tape for fascia
- 10396 End cap for fascia

Fascia height is 55mm.



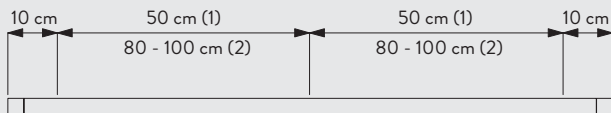
Distance from magnetic tape 10398 to the end of profile / fascia is 12mm.

Fitting Information

WARNING

Young children can be strangled by loops in pullcords, chains, tapes and inner cords that operate the product. To avoid strangulation and entanglement, keep cords out of the reach of young children. Cords may become wrapped around a child's neck. Move beds, cots and furniture away from window covering cords. Do not tie cords together. Make sure cords do not twist to create a loop.

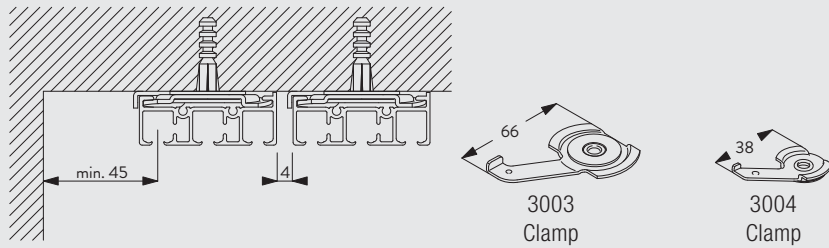
Bracket positioning and special fitting with clamp 3003/3004/10136/10137



- (1) = Fitting with clamp 3004 / bracket 10136 for profile 10122
- (2) = Fitting with clamp 3003 / bracket 10137 for profiles 10123

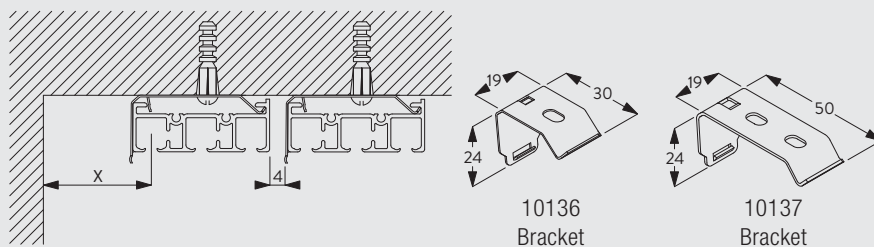
* Bracket 10137 is used in combination with wall brackets 3135-38 for profiles 10124 and 10125

Ceiling fitting with clamp 3003 and 3004



Clamp 3004 to be used for profile 10122 and clamp 3003 for profiles 10123, 10124 and 10125. The distance between profiles is 4mm.

Ceiling fitting with brackets 10136 and 10137

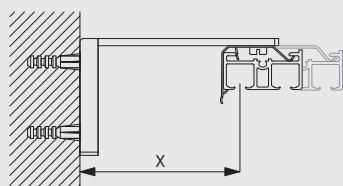


Bracket 10136 to be used for 2-channel profile 10122; Bracket 10137 to be used for multiple channel profile 10123 only. The distance between profiles is 4mm.

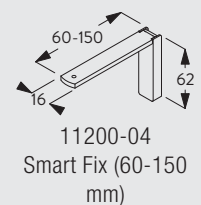
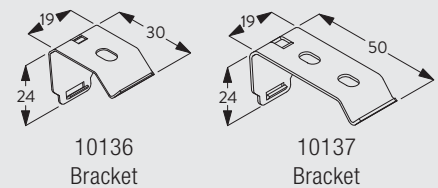
X = depending on room conditions

Wall fitting with Smart Fix 11200-11204 and brackets 10136 and 10137

2700

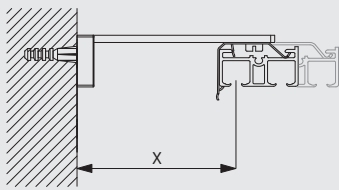


	X (mm) (10122)	X (mm) (10123)	X (mm) (10124)	X (mm) (10125)
11200	43	24	24	24
11201	63	44	44	44
11202	83	64	64	64
11203	103	84	84	84
11204	133	114	114	114

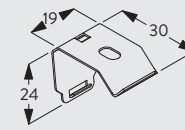


Bracket 10136 to be used for 2 channel profile 10122; Bracket 10137 to be used for multiple channel profiles 10123, 10124 and 10125. Brackets feature thread for screw SG 10395 (M4x6) for fixing brackets SG 10136 and 10137.

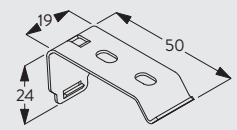
Wall fitting with Square Smart Fix 11210-11214 and brackets 10136 and 10137



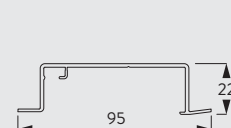
	X (mm) (10122)	X (mm) (10123)	X (mm) (10124)	X (mm) (10125)
11210	43	24	24	24
11211	63	44	44	44
11212	83	64	64	64
11213	103	84	84	84
11214	133	114	114	114



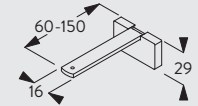
10136
Bracket



10137
Bracket



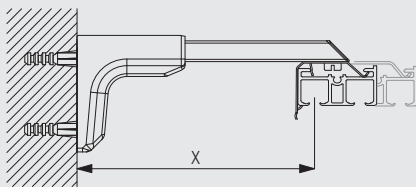
10174
Recess profile



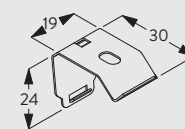
11210-14
Square Smart Fix
(60-150 mm)

Bracket 10136 to be used for 2 channel profile 10122; Bracket 10137 to be used for multiple channel profiles 10123, 10124 and 10125. Brackets feature thread for screw SG 10395 (M4x6) for fixing brackets SG 10136 and 10137.

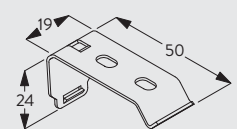
Wall fitting with Universal Smart Fix 11154-11156 and brackets 10136 and 10137



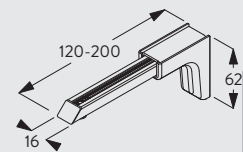
	X (mm) (10122)	X (mm) (10123)	X (mm) (10124)	X (mm) (10125)
11154	93-121	74-102	74-102	74-102
11155	123-151	104-132	104-132	104-132
11156	172-201	154-182	154-182	154-182



10136
Bracket



10137
Bracket

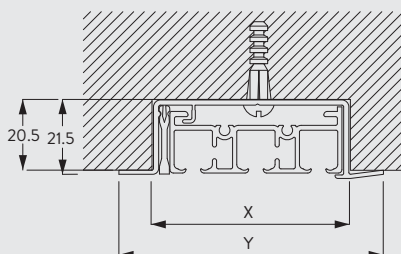


11154-56
Universal Smart Fix
(120-200 mm)

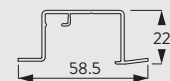
2700

Bracket 10136 to be used for 2 channel profile 10122; Bracket 10137 to be used for multiple channel profiles 10123, 10124 and 10125. Brackets feature thread for screw SG 10492 (M4x8) for fixing brackets SG 10136 and 10137.


Recess fitting with recess profiles 10172-75



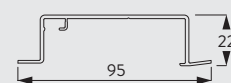
	X (mm)	Y (mm)
10172	38.5	58.5
10173	56.5	76.5
10174	75	95
10175	93	113



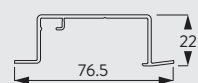
10172
Recess profile



10175
Recess profile






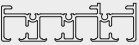












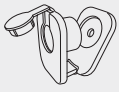





10174
Recess profile



10173
Recess profile

Standard Accessories

2006	Weight bar		2572	Master carrier (single/pair stack electric system)	
2573	Master carrier (pair stack electric system)		3003	Clamp	
3004	Clamp		3090	Cord (ø 3.5mm)	
10122	Profile (2 channel)		10123	Profile (3 channel)	
10124	Profile (4 channel)		10125	Profile (5 channel)	
10140	Double angle (with screw)		10142	Cover (for 2 channel profile)	
10143	Cover (for 3 channel profile)		10144	Cover (for 4 channel profile)	
10145	Cover (for 5 channel profile)		10146	Single angle (with screw)	
10148	Eylet (with screw)		10150	Pilot runner	
10153	Cord guide		10154	Cord guide	
10155	Cord guide		10156	End stop (with screw)	
10157	Clamp		10159	Countersunk screw	
10200	Roller		10230	Aluminium carrier	
10252	End cover left		10253	End cover right	
10400	Safety Cord Retainer		10430	Draw rod with hook, 50cm	
10431	Draw rod with hook, 75cm		10432	Draw rod with hook, 100cm	
10433	Draw rod with hook, 125cm		10434	Draw rod with hook, 150cm	

Optional Accessories

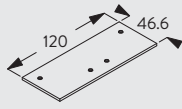
3008	Connecting bridge		6024	Connecting bridge	
10136	Bracket		10137	Bracket	
10158	Click glider		10172	Recess profile	
10173	Recess profile		10174	Recess profile	
10175	Recess profile		10250	Transparent carrier	
10396	End cap for fascia		10398	Magnetic tape for fascia, 19mm	
10399	Fascia		10958	Panel Carrier for Electric Track	
10959	Panel Carrier for Electric Track		11154	Universal Smart Fix, 120 mm set	
11155	Universal Smart Fix, 150 mm set		11156	Universal Smart Fix, 200 mm set	
11200	Smart Fix, 60 mm set		11201	Smart Fix, 80 mm set	
11202	Smart Fix, 100 mm set		11203	Smart Fix, 120 mm set	
11204	Smart Fix, 150 mm set		11210	Square Smart Fix, 60 mm set	
11211	Square Smart Fix, 80 mm set		11212	Square Smart Fix, 100 mm set	
11213	Square Smart Fix, 120 mm set		11214	Square Smart Fix, 150 mm set	

2700

Useful Measures

2006	Weight bar		3008	Connecting bridge	
------	------------	---	------	-------------------	---

6024 Connecting bridge





2700





2700

www.silentgliss.co.uk
www.silentglissglobal.com

Silent Gliss Ltd
Pyramid Business Park
Poorhole Lane
Broadstairs
Kent
CT10 2PT
Great Britain

Tel: +44 (0) 1843 863571
Fax: +44 (0) 1843 864503
info@silentgliss.co.uk

Silent Gliss Global Ltd
Pyramid Business Park
Poorhole Lane
Broadstairs
Kent
CT10 2PT
Great Britain

Tel: +44 (0) 1843 874250
Fax: +44 (0) 1843 874457
info@silentglissglobal.com