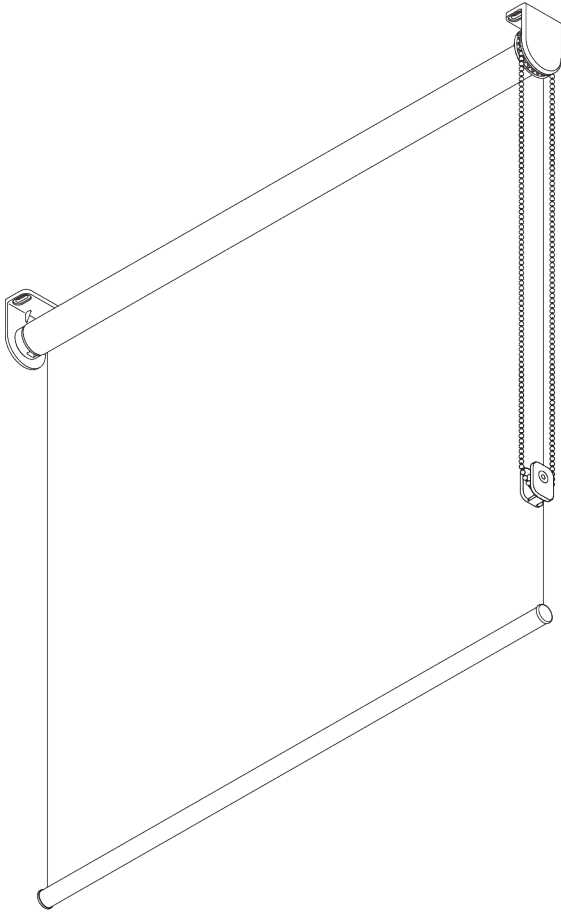


SG 4907



PRODUCT INFORMATION

- **Operation:** chain
- **Range:** S
- **Fitting:** ceiling, wall, recess
- **Colours:** white RAL 9016 or grey RAL 7035, special colours possible
- **Fabrics:** refer to Silent Gliss fabric collection

Features:

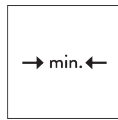
- Stainless steel bead chain
- Identical (left / right) metal click-in brackets
- Installation profile

SYSTEM SPECIFICATIONS

A. SYSTEM DIMENSIONS



1.8 m



50 cm



2.8 m



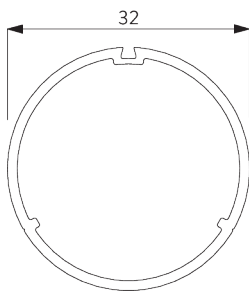
5 m²



2.5 kg

B. PROFILE

Profile information



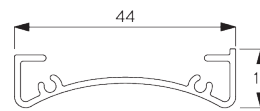
SG 4227

Tube ø 32 mm



SG 10872

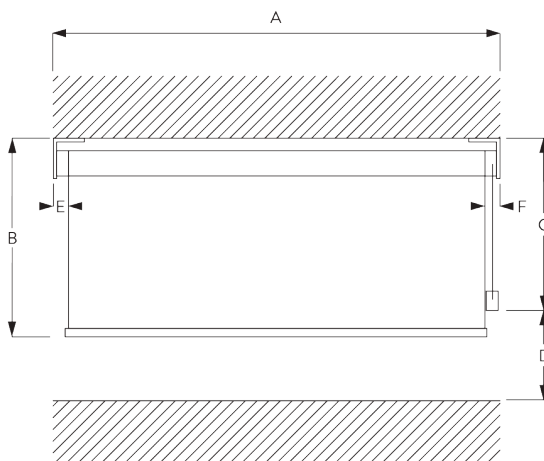
Bottom bar



SG 10534

Installation profile

C. HOW TO MEASURE



A: System width

B: System height

C: Chain height

D: Safety Retainer SG 10731 min. 150 cm above floor

E: Light gap: 17 mm

F: Light gap operation side: 17 mm


D. SPECIFICATION TEXT

Silent Gliss SG 4907 Chain Operated Roller Blind System. Roller blind system for medium size blind applications up to 1.8m wide. Supplied made to measure and complete comprising anodised aluminium barrel SG 4227. Fixed to wall/ceiling/inside recess with brackets SG 10873. Assembled with powder coated aluminium bottom weight bar SG 10872 in white/grey. Compliant to Child Safety legislation EN 13120. Fabric to be chosen from the Silent Gliss fabric range, Price Group 1R / 2R / 3R.

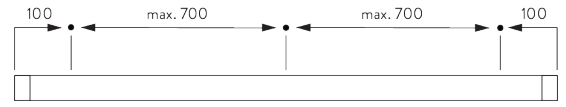
FITTING

A. FITTING INFORMATION

Fixing points

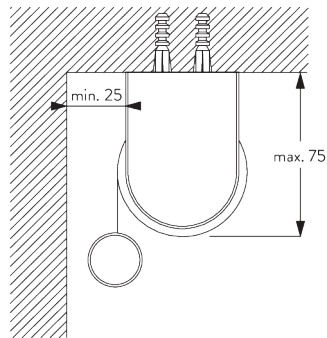


Brackets (wall / ceiling)

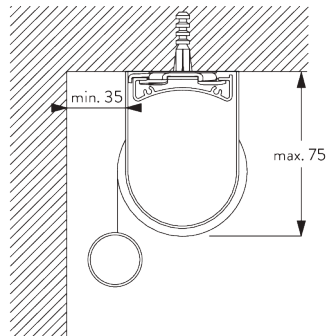


Installation profile SG 10534 (wall / ceiling)

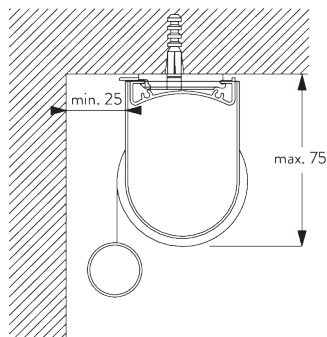
B. CEILING FITTING



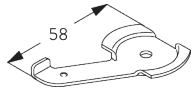
Brackets SG 10873



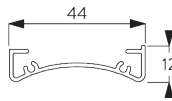
Installation profile SG 10534, brackets SG 11198 and clamp SG 3044



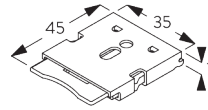
Installation profile SG 10534, brackets SG 11198 and click bracket SG 10539



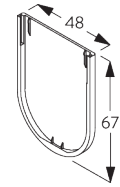
SG 3044
Clamp



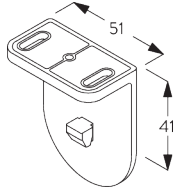
SG 10534
Installation profile



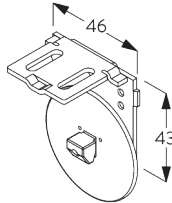
SG 10539
Bracket



SG 10574
Bracket cover

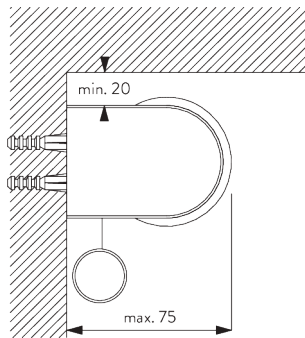


SG 10873
Bracket

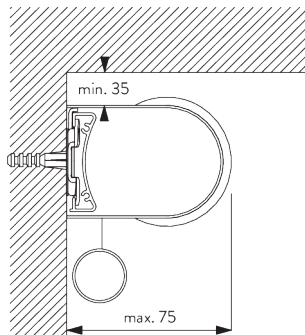


SG 11198
Bracket

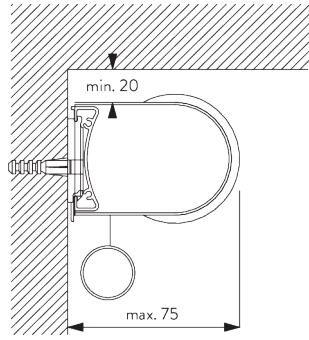
C. WALL FITTING



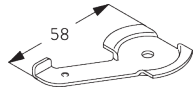
Brackets SG 10873



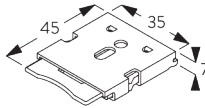
Installation profile SG 10534, brackets SG 11198 and clamp SG 3044



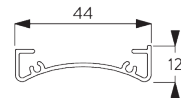
Installation profile SG 10534, brackets SG 11198 and click bracket SG 10539



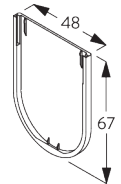
SG 3044
Clamp



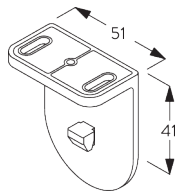
SG 10539
Bracket



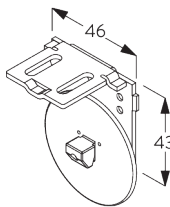
SG 10534
Installation profile



SG 10574
Bracket cover

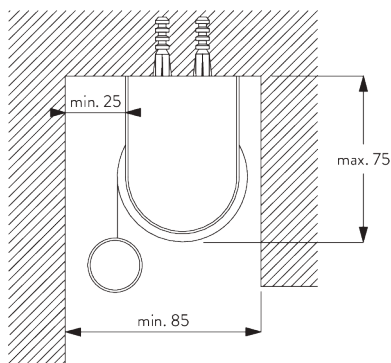


SG 10873
Bracket

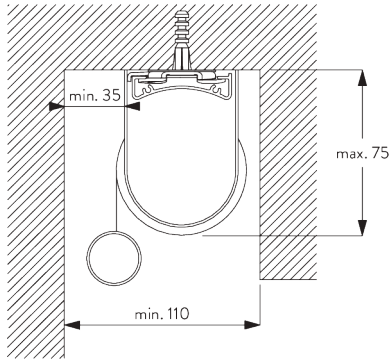


SG 11198
Bracket

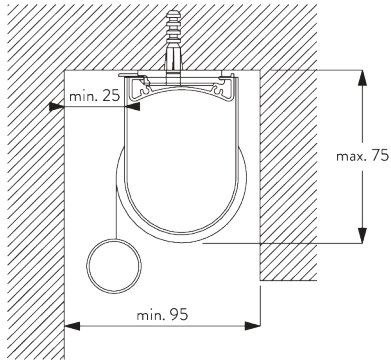
D. RECESS FITTING



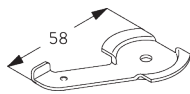
Brackets SG 10873



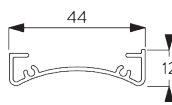
Installation profile SG 10534, brackets SG 11198 and clamp SG 3044



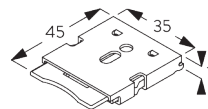
Installation profile SG 10534, brackets SG 11198 and click bracket SG 10539



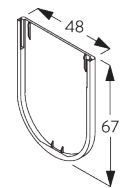
SG 3044
Clamp



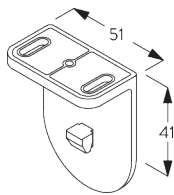
SG 10534
Installation profile



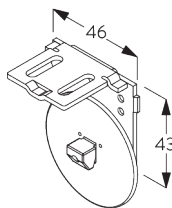
SG 10539
Bracket



SG 10574
Bracket cover



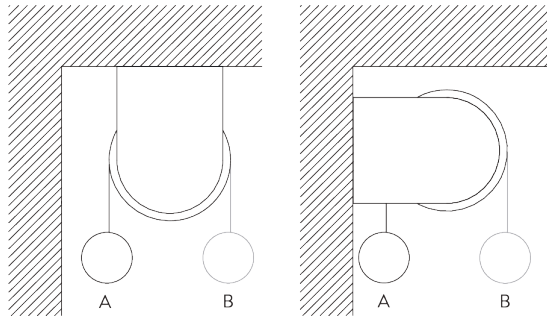
SG 10873
Bracket



SG 11198
Bracket

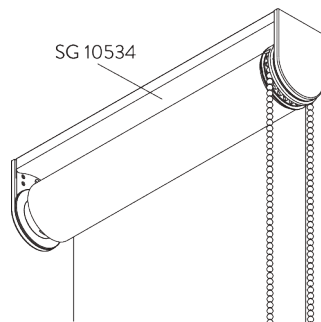
SYSTEM OPTIONS

A. FABRIC ROLL-OFF



A: Fabric roll-off window side (standard)
B: Fabric roll-off room side (option)

B. INSTALLATION PROFILE



GENERAL NOTES

Dimensions

- Measurements are in mm except where indicated.
- Max. kg relates to fabric incl. accessories (bottom bars, etc.).

Fitting

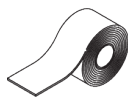
- Installation by qualified fitter only.
- Number of brackets and fitting positions / fixing points vary depending on fitting surface, system weight, fabric make-up, screw / fixing type and obstacles.
- Qualified fitter must use appropriate screws / fixings for each situation.
- Profile lip if applicable to be installed to room side.
- Electrical installations must be carried out according to Silent Gliss wiring diagrams and conform to local regulations.
- Check space for cables and plugs!

Child Safety

- All relevant Silent Gliss systems correspond to child safety EN 13120.
- All parties involved must comply with EN 13120.

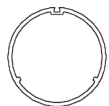
PARTS

A. STANDARD PARTS



SG 4226

Double tape 30 mm



SG 4227

Tube ø 32 mm



SG 4234

PVC strip 12 mm



SG 4845

Bead chain metal ø 4.5 mm



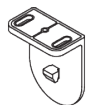
SG 10731

Child safety retainer set



SG 10872

Bottom bar



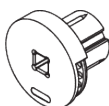
SG 10873

Bracket



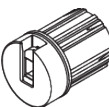
SG 10874

End cover



SG 10880

Chain drive



SG 10885

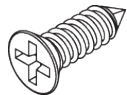
Tube adapter

B. OPTIONAL PARTS



SG 3044

Clamp



SG 10498

Countersunk screw 2.9x9.5



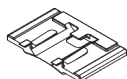
SG 10534

Installation profile



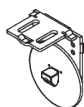
SG 10574

Bracket cover



SG 10690

Spacer



SG 11198

Bracket