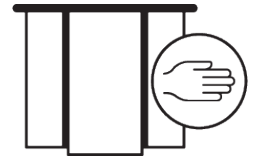
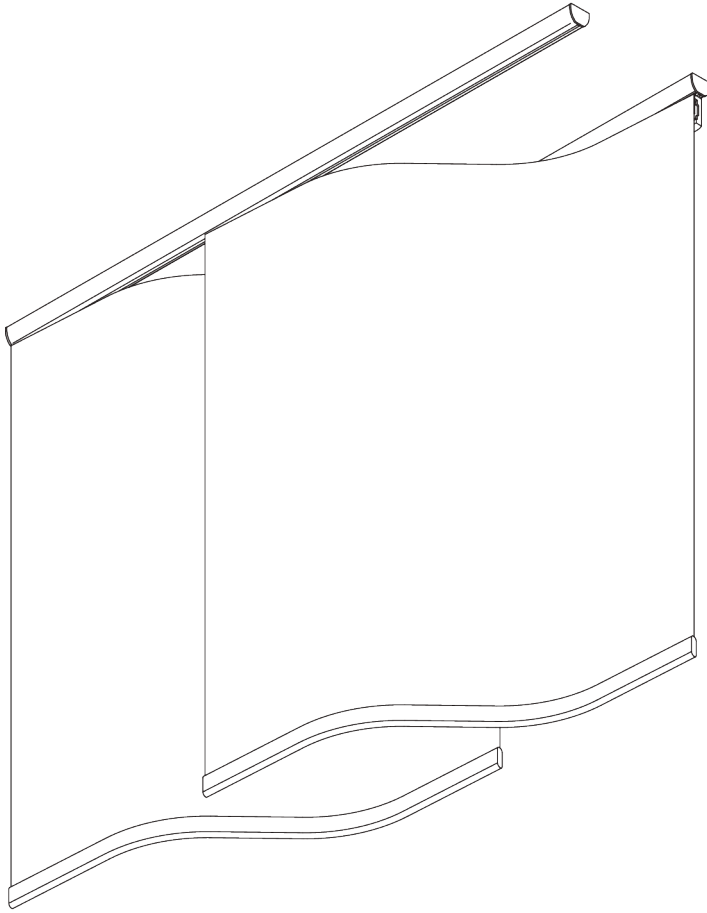


SG 2740



WAVE PANEL



PRODUCT INFORMATION

- **Operation:** hand
- **Range:** S - L
- **Fitting:** ceiling
- **Colours:** white RAL 9016; special colours or anodised aluminum possible
- **Fabrics:** refer to Silent Gliss fabric collection

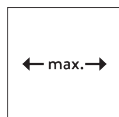
Features:

- Wave-shaped panels
- Easy click-in carrier for fast installation
- Free floating or connected panels

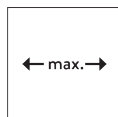
SYSTEM SPECIFICATIONS

A. SYSTEM DIMENSIONS

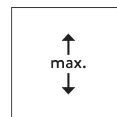
Fixed panel width: 50 cm



Panels free floating:
unlimited



Panels connected (max.
15 panels): 6.05 m



2.8 m



1 kg
incl. bottom bar per panel

Unconnected panels

System length in cm	Number of panels	Given overlapping in cm
100 - 136	3	18.1 - 0.1
137 - 181	4	14.9 - 0.2
182 - 226	5	11.2 - 0.2
227 - 272	6	9.1 - 0.1
273 - 317	7	7.5 - 0.1
318 - 363	8	6.4 - 0.0
364 - 408	9	5.6 - 0.1
409 - 453	10	5.0 - 0.1
454 - 499	11	4.5 - 0.0
500 - 544	12	4.1 - 0.1
545 - 590	13	3.8 - 0.0
591 - 635	14	3.4 - 0.0
636 - 680	15	3.2 - 0.1

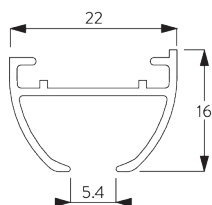
Connected panels

Max. 15 connected
panels!

System length in cm	Number of panels	Width of all panels together (cm)
100 - 125	3	125
126 - 165	4	165
166 - 205	5	205
206 - 245	6	245
246 - 285	7	285
286 - 325	8	325
326 - 365	9	365
366 - 405	10	405
406 - 445	11	445
446 - 485	12	485
486 - 525	13	525
526 - 565	14	565
566 - 605	15	605

B. PROFILE

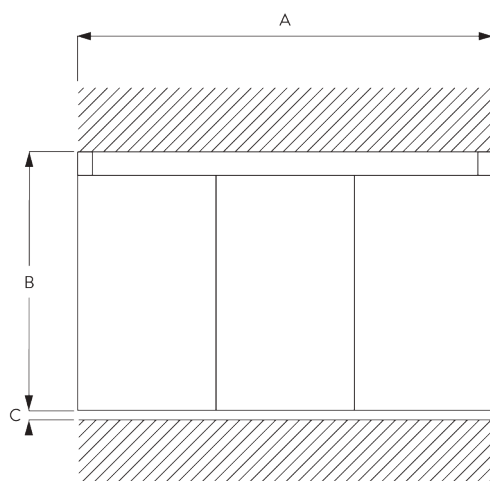
Profile information



SG 6010p

Profile

C. HOW TO MEASURE

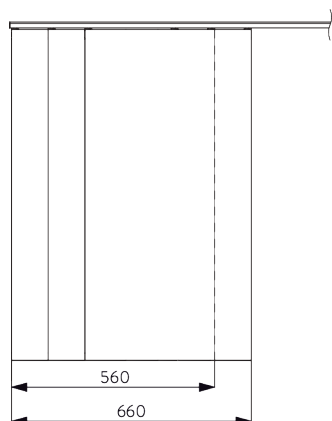


A: System width

B: System height

C: Distance between floor and fabric

Panel stacking



2 panels: 560 mm

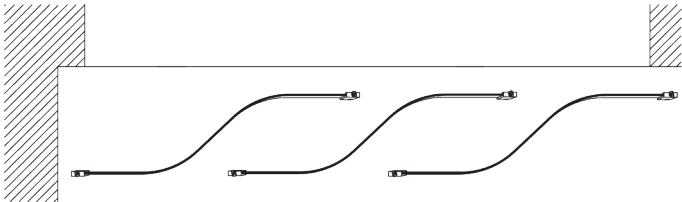
3 panels: 660 mm

4 panels: 760 mm

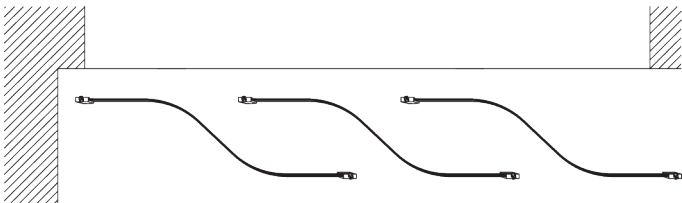
5 panels: 860 mm

Each subsequent panel plus 100 mm

Panel opening



Carrier A (standard)
Opening between panels is to the left of the room.



Carrier B (option)
Opening between panels is to the right of the room.

D. SPECIFICATION

TEXT

Silent Gliss SG 2740 Wave Panel System. Supplied made to measure and complete comprising twin tracks SG 6010 with left carrier SG 11104 / right carrier SG 11109, click glider SG 11162 and bottom weight SG 11107. Fabric panels stack right hand / left hand. Hand operated with panels unconnected / connected. Ceiling fixed using clamps SG 3825. Fabric to be chosen from Silent Gliss fabric collection, Price Group 1 / 2 / 3.

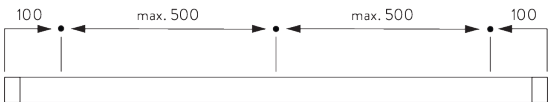
FITTING

A. FITTING

INFORMATION

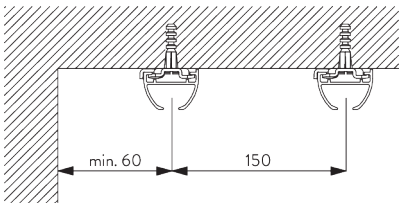
For detailed fitting information, visit the [Silent Gliss website](#).

Fixing points

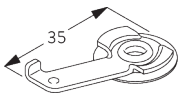


B. CEILING FITTING

Clamp SG 3825



Distance between profiles: 15 cm



SG 3825
Clamp

GENERAL NOTES

Dimensions

- Measurements are in mm except where indicated.
- Max. kg relates to fabric incl. accessories.
- Stack size depends on panel width.
- Recommended distance floor / fabric: 20 mm.
- In order to determine system height (B), the smallest room height must be taken into account.

Fitting


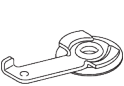

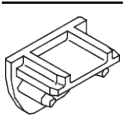




- Installation by qualified fitter only.
- Number of brackets and fitting positions / fixing points vary depending on fitting surface, system weight, fabric make-up, screw / fixing type and obstacles.
- Qualified fitter must use appropriate screws / fixings for each situation.
- Profile lip if applicable to be installed to room side.
- Electrical installations must be carried out according to Silent Gliss wiring diagrams and conform to local regulations.
- Check space for cables and plugs!

Child Safety

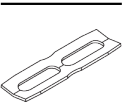
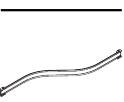
- All relevant Silent Gliss systems correspond to child safety EN 13120.
- All parties involved must comply with EN 13120.

PARTS

A. STANDARD PARTS

	SG 2539 Tape
	SG 3825 Clamp
	SG 6010p Profile
	SG 6018 End cover
	SG 11104 S-Carrier right Type A
	SG 11107 Bottom weight
	SG 11161 Glider cord 40 cm
	SG 11162 Click glider

B. OPTIONAL PARTS

	SG 3802 Connection bridge
	SG 11109 S-Carrier left Type B

