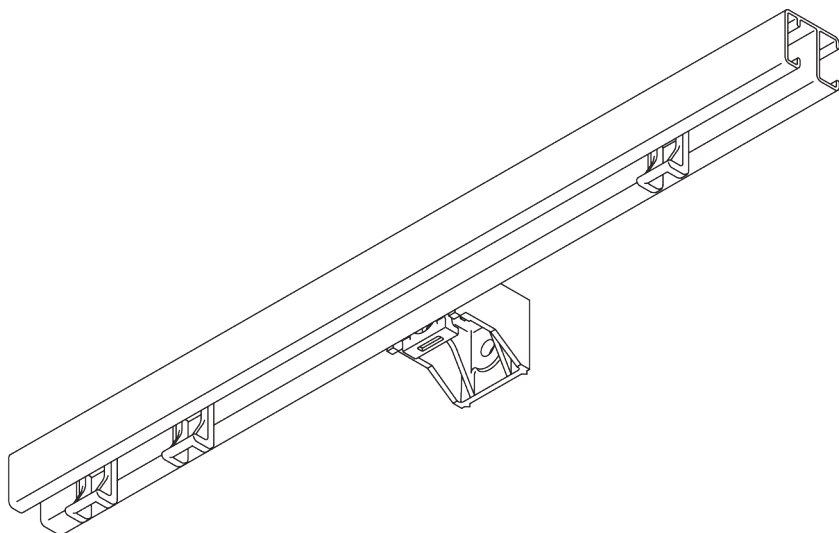



SG 1280



PRODUCT INFORMATION

- **Operation:** hand
- **Range:** M - L
- **Fitting:** ceiling, wall
- **Colours:** white RAL 9016; special colours or anodised aluminum possible
- **Fabrics:** refer to Silent Gliss fabric collection

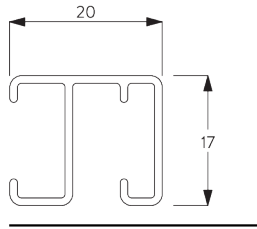
Features:

- Bendable

SYSTEM SPECIFICATIONS

A. PROFILE

Profile and bending information

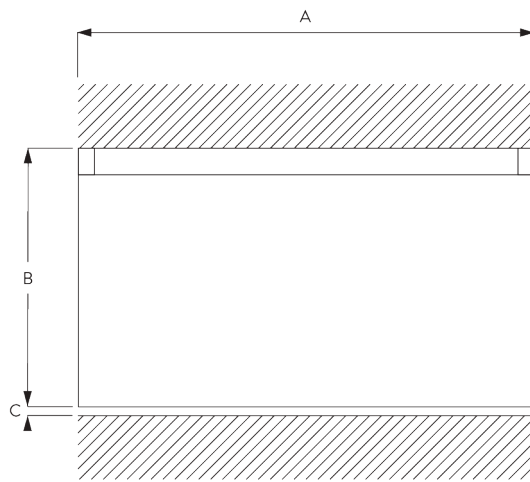


SG 1280p

Profile

Radius:
✓ 15 cm, 20 cm

B. HOW TO MEASURE



A: System width
B: System height
C: Distance between floor and fabric

C. SPECIFICATION TEXT

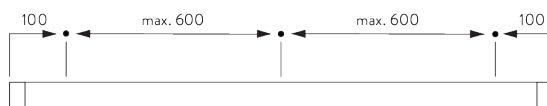
Silent Gliss SG 1280 Hand Operated Curtain Track System. Comprises aluminium profile SG 1280 supplied made to measure in powder coated white, with 2 end covers SG 3985. Face fixed with nylon bracket SG 3630 / SG 3655 / SG 3660 / SG Smart Fix / top fixed with nylon bracket 3603 at max. 600 mm centres.

FITTING

A. FITTING INFORMATION

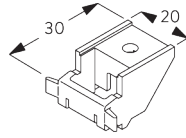
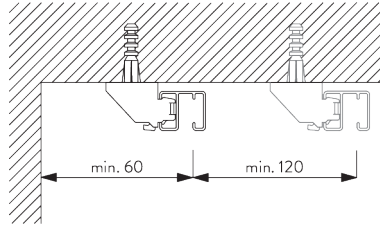
Fixing Points

For detailed fitting information, visit the [Silent Gliss website](#).



B. CEILING FITTING

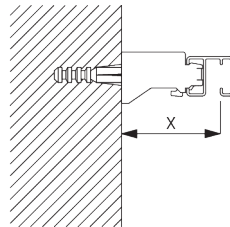
Bracket SG 3603



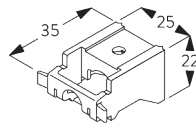
SG 3603
Bracket

C. WALL FITTING

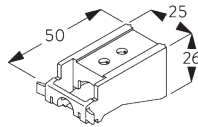
Universal brackets SG 3630, SG 3655, SG 3660



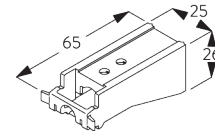
Bracket	X mm
SG 3630	42
SG 3655	57
SG 3660	72



SG 3630
Bracket 35 mm

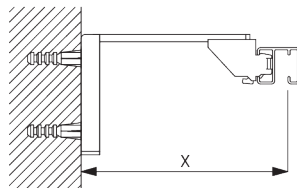


SG 3655
Bracket 50 mm

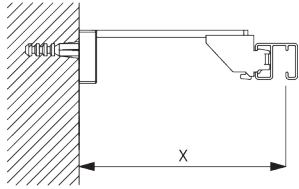


SG 3660
Bracket 65 mm

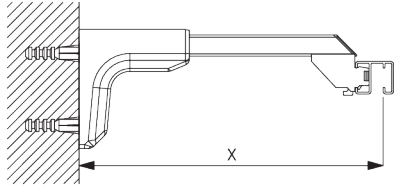
Smart Fix



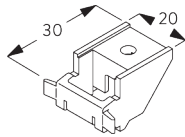
Smart Fix SG 11200 - SG 11204 and bracket SG 3603:
Screw SG 10492 (M4x8) needed.



Square Smart Fix SG 11210 - SG 11214 and bracket SG 3603:
Screw SG 10492 (M4x8) needed.



Universal Smart Fix SG 11154 - SG 11156 and bracket SG 3603:
Screw SG 10277 (M4x12) needed.



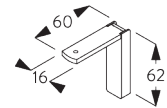
SG 3603
Bracket



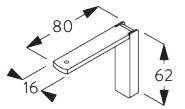
SG 10277
Pan head screw M4x12



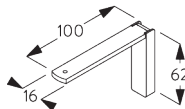
SG 10492
Pan head screw M4x8



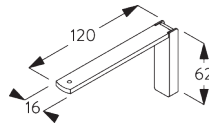
SG 11200
Smart Fix 60 mm



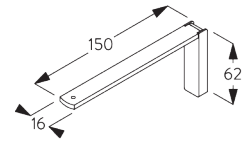
SG 11201
Smart Fix 80 mm



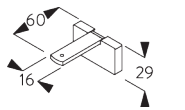
SG 11202
Smart Fix 100 mm



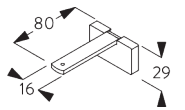
SG 11203
Smart Fix 120 mm



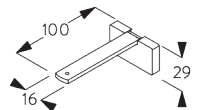
SG 11204
Smart Fix 150 mm



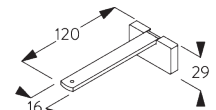
SG 11210
Square Smart Fix 60 mm



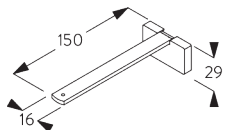
SG 11211
Square Smart Fix 80 mm



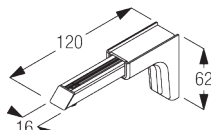
SG 11212
Square Smart Fix 100 mm



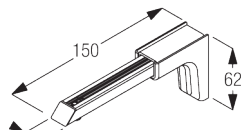
SG 11213
Square Smart Fix 120 mm



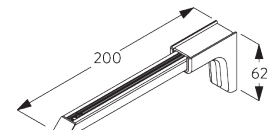
SG 11214
Square Smart Fix 150 mm



SG 11154
Universal Smart Fix 120 mm



SG 11155
Universal Smart Fix 150 mm



SG 11156
Universal Smart Fix 200 mm

GENERAL NOTES

Dimensions

- Measurements are in mm except where indicated.
- Max. kg relates to fabric incl. accessories.
- Stack size depends on curtain make-up and fabric thickness.
- Distance between gliders max. 80 mm / distance between rollers max. 100 mm.
- Recommended distance floor / fabric: 20 mm.
- In order to determine system height (B), the smallest room height must be taken into account.

Fitting

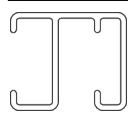
- Installation by qualified fitter only.
- Number of brackets and fitting positions / fixing points vary depending on fitting surface, system weight, fabric make-up, screw / fixing type and obstacles.
- Qualified fitter must use appropriate screws / fixings for each situation.
- Profile lip if applicable to be installed to room side.

Child Safety

- All relevant Silent Gliss systems correspond to child safety EN 13120.
- All parties involved must comply with EN 13120.

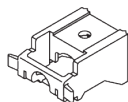
PARTS

A. STANDARD PARTS



SG 1280p

Profile



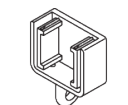
SG 3630

Bracket 35 mm



SG 3911

Roller



SG 3985

End cover

B. OPTIONAL PARTS



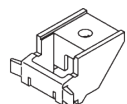
SG 3582

Hook



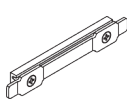
SG 3599

Hook



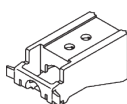
SG 3603

Bracket



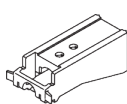
SG 3620

Connection bridge



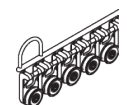
SG 3655

Bracket 50 mm



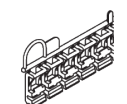
SG 3660

Bracket 65 mm




SG 3922

Roller 3911 on strip



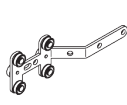
SG 3933

Glider 3933 on strip



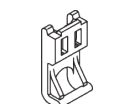
SG 3935

Overlap arm



SG 3936

Overlap arm for draw rod



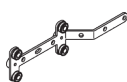
SG 3942

End stop



SG 3949

S hook



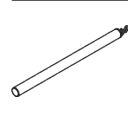
SG 3975

Overlap arm



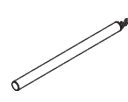
SG 10277

Pan head screw M4x12



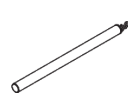
SG 10430

Draw rod 50 cm



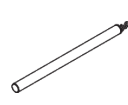
SG 10431

Draw rod 75 cm



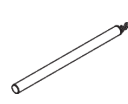
SG 10432

Draw rod 100 cm



SG 10433

Draw rod 125 cm



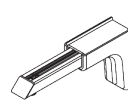
SG 10434

Draw rod 150 cm



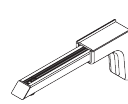
SG 10492

Pan head screw M4x8



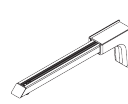
SG 11154

Universal Smart Fix 120 mm



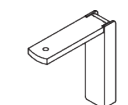
SG 11155

Universal Smart Fix 150 mm



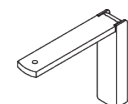
SG 11156

Universal Smart Fix 200 mm



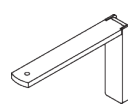
SG 11200

Smart Fix 60 mm



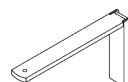
SG 11201

Smart Fix 80 mm



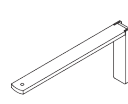
SG 11202

Smart Fix 100 mm



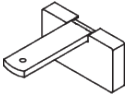
SG 11203

Smart Fix 120 mm

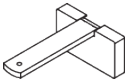


SG 11204

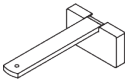
Smart Fix 150 mm



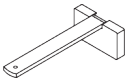
SG 11210
Square Smart Fix 60 mm



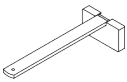
SG 11211
Square Smart Fix 80 mm



SG 11212
Square Smart Fix 100 mm



SG 11213
Square Smart Fix 120 mm



SG 11214
Square Smart Fix 150 mm
